

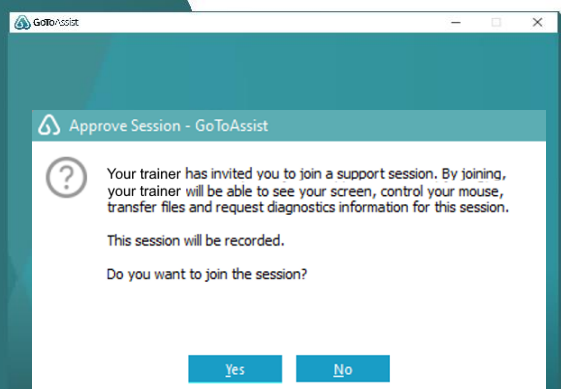
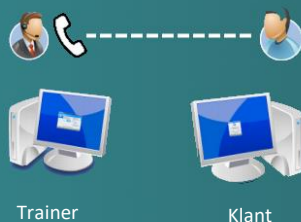
Gebruiksaanwijzing GoToAssist

Om veilig van afstand te kunnen trainen maakt Continental/VDO gebruik van GoToAssist. Neem plaats achter de PC waar u de TIS-Web training gaat volgen. Deze PC dient toegang tot TIS-Web te hebben.

1

Voor aanvang van de training belt de trainer u op.

U ontvangt van de trainer een 9 karakter sleutel

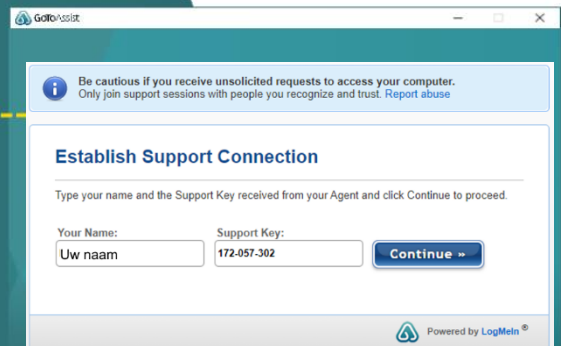



2

Open uw browser * en ga naar:

www.fastsupport.com

Vul uw naam in en de sleutel uit stap 1.

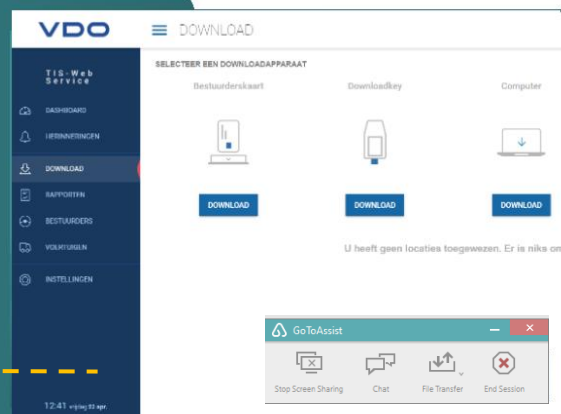


* werkt het best met Chrome, Firefox

3

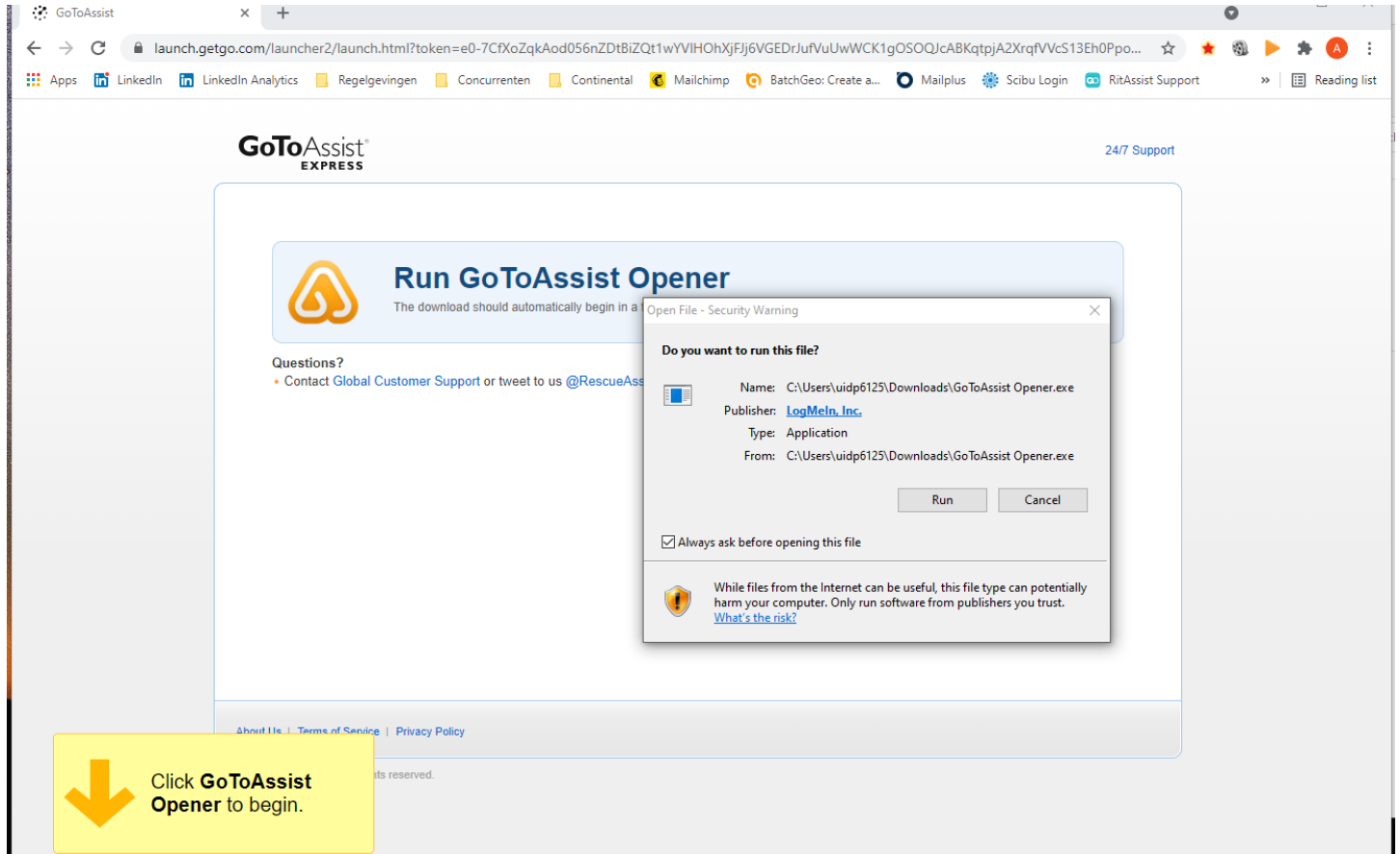
Start TIS-Web 5.0 op.

De training gaat van start !



Installatie GotoAssist:

1. Ga naar fastsupport.com en installeer de GoToAssist openen en voer deze uit (druk op "Run").



The screenshot shows a web browser window displaying the GoToAssist Express website. The page title is "Run GoToAssist Opener" and it includes a warning: "The download should automatically begin in a few seconds." A security warning dialog box is open, asking "Do you want to run this file?" with the following details:

- Name: C:\Users\uidp6125\Downloads\GoToAssist Opener.exe
- Publisher: LogMeIn, Inc.
- Type: Application
- From: C:\Users\uidp6125\Downloads\GoToAssist Opener.exe

The dialog box has "Run" and "Cancel" buttons, and a checkbox for "Always ask before opening this file" which is checked. A warning icon and text are also present: "While files from the Internet can be useful, this file type can potentially harm your computer. Only run software from publishers you trust. [What's the risk?](#)"

In the bottom left corner of the browser window, there is a yellow callout box with a downward arrow and the text: "Click GoToAssist Opener to begin."

2. U wordt uitgenodigd door de trainer (zie stap 1 vorige pagina)